

# WTC: Make Terms of Service Appear for Every Login

## THE INFORMATION IN THIS ARTICLE APPLIES TO:

- EFT v7.x - 7.4.x
- In EFT v8 and later, the Terms of Service feature is built in

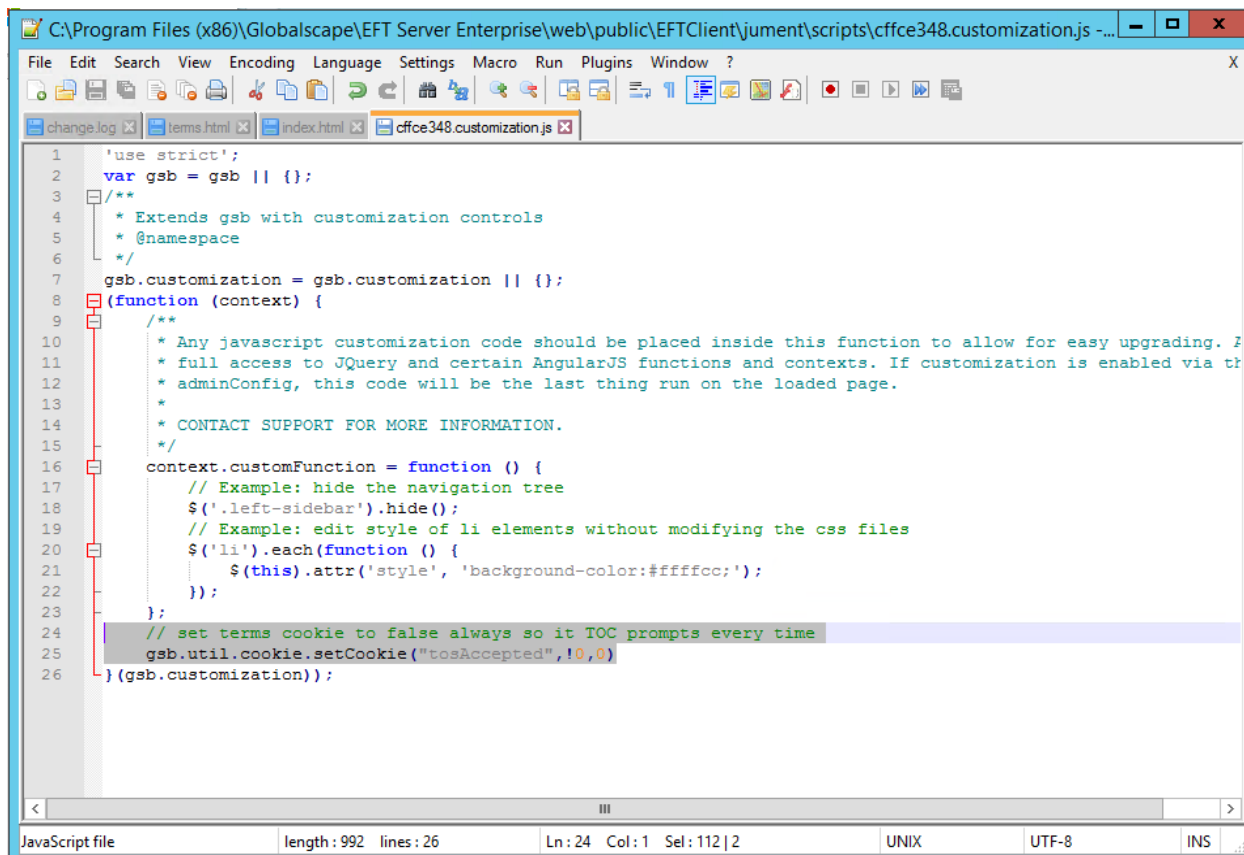
## DISCUSSION

Normally, the Terms of Service, if configured, appears only for the first login. If you want it to appear every time the user logs in, you must add some text to the customization.js file, as described below.

Add the following text to xxxxxxxx.customization.js then save the file, clear the browser cache, and reload the page. (You must have a terms.html file in your Jument directory.)

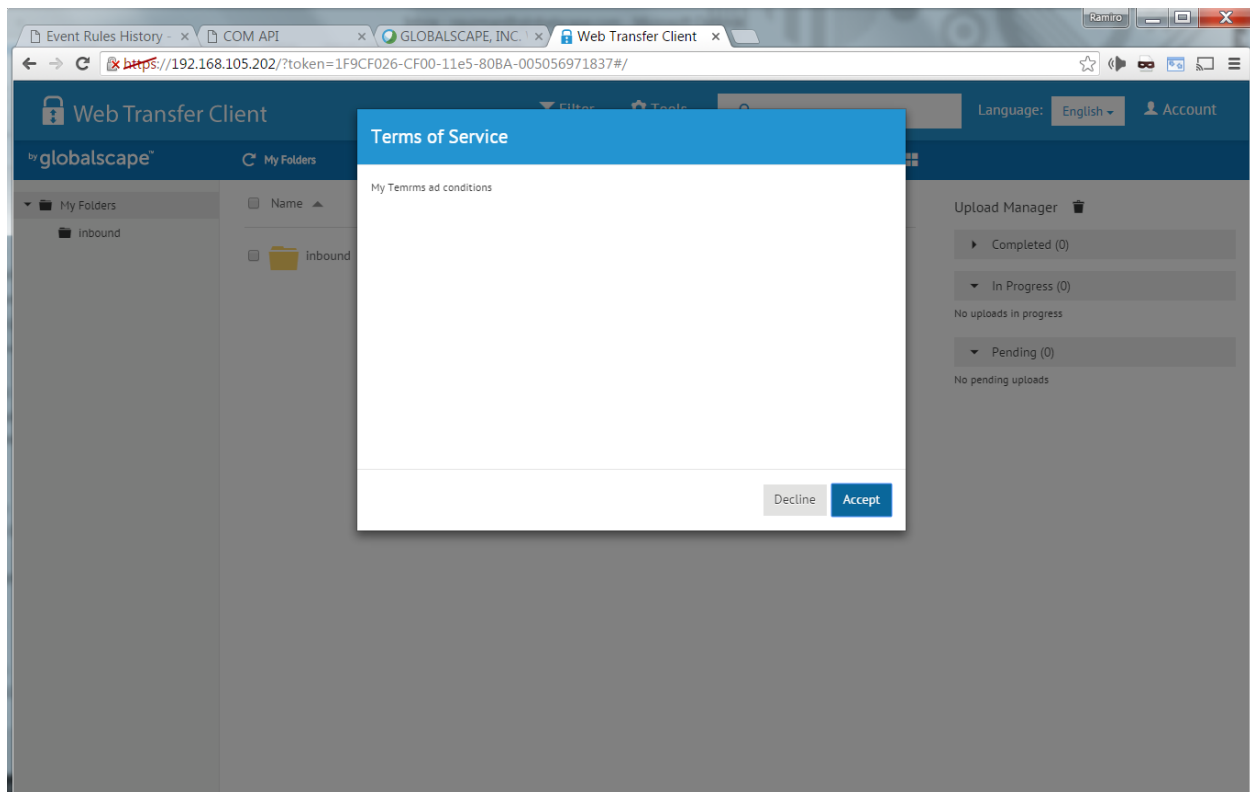
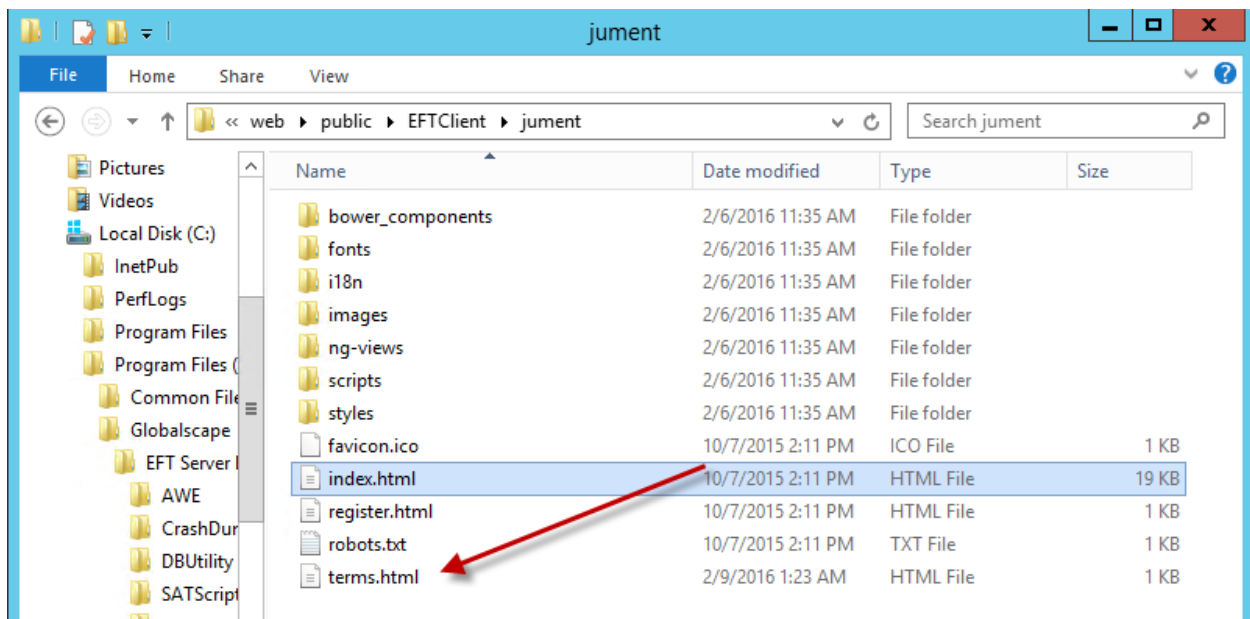
```
// set terms cookie to false always so it prompts every time
```

```
gsb.util.cookie.setCookie("tosAccepted",!0,0)
```



```
1 'use strict';
2 var gsb = gsb || {};
3 /**
4  * Extends gsb with customization controls
5  * @namespace
6  */
7 gsb.customization = gsb.customization || {};
8 (function (context) {
9     /**
10     * Any javascript customization code should be placed inside this function to allow for easy upgrading. If
11     * full access to JQuery and certain AngularJS functions and contexts. If customization is enabled via the
12     * adminConfig, this code will be the last thing run on the loaded page.
13     *
14     * CONTACT SUPPORT FOR MORE INFORMATION.
15     */
16     context.customFunction = function () {
17         // Example: hide the navigation tree
18         $('.left-sidebar').hide();
19         // Example: edit style of li elements without modifying the css files
20         $('li').each(function () {
21             $(this).attr('style', 'background-color:#ffffcc;');
22         });
23     };
24     // set terms cookie to false always so it TOC prompts every time
25     gsb.util.cookie.setCookie("tosAccepted",!0,0);
26 })(gsb.customization);
```

## WTC: Make Terms of Service Appear for Every Login



## WTC: Make Terms of Service Appear for Every Login

<https://kb.globalscape.com/Knowledgebase/11268/WTC-Make-Terms-of-Service-Ap...>